



Performance Analysis of M/G/1 Retrial Queue with Finite Source Population Using Markov Regenerative Stochastic Petri Nets

Lyes Ikhlef¹, Ouiza Lekadir² and Djamil Aïssani³

Research Unit LaMOS (Laboratories of Modelization and Optimization of Systems)
Bejaia University.

¹ikhlefilyes@gmail.com

²ouizalekadir@gmail.com

³lamos_bejaia@hotmail.com

Abstract. This paper aims to present an approach for modeling and analyzing an $M/G/1/2$ retrial queue, using the *MRSPN* (Markov Regenerative Stochastic Petri Nets) tool. The consideration of the retrials and finite source population introduce analytical difficulties. The expressive power of the *MRSPN* formalism provides us with a detailed modeling of retrial systems. In addition to this modeling, this formalism gives us a qualitative and a quantitative analysis which allow us to obtain the steady state performance indices. Indeed, some illustrative numerical results will be given by using the software package Time Net.

Keywords: Markov Regenerative Process, Markov Regenerative Stochastic Petri Nets, Retrial Systems, Steady State, Modeling, Performance Evaluation.

Performance Analysis of M/G/1 Retrial Queue with Finite Source Population Using Markov Regenerative Stochastic Petri Nets

Lyes Ikhlef¹, Ouiza Lekadir² and Djamil Aïssani³

Research Unit LaMOS (Laboratories of Modelization and Optimization of Systems)
Bejaia University.

¹ikhlefilyes@gmail.com

²ouizalekadir@gmail.com

³lamos.bejaia@hotmail.com

Abstract. This paper aims to present an approach for modeling and analyzing an $M/G/1//2$ retrial queue, using the *MRSPN* (Markov Regenerative Stochastic Petri Nets) tool. The consideration of the retrials and finite source population introduce analytical difficulties. The expressive power of the *MRSPN* formalism provides us with a detailed modeling of retrial systems. In addition to this modeling, this formalism gives us a qualitative and a quantitative analysis which allow us to obtain the steady state performance indices. Indeed, some illustrative numerical results will be given by using the software package Time Net.

Keywords: Markov Regenerative Process, Markov Regenerative Stochastic Petri Nets, Retrial Systems, Steady State, Modeling, Performance Evaluation.

1 Introduction

Retrial queueing systems have been extensively studied by several authors including Kosten 1947, Wilkinson 1956, Cohen 1957. A survey work on the topic has been written by Falin and Templeton [9]. An exhaustive bibliography is given in Artalejo [5]. Recently, several papers were published for retrial systems [16,4]. These queueing models arise in many practical applications such as: computer systems, communication systems, telephone systems, etc.

The main characteristic of retrial systems is that, an incoming customer having found the server busy does not exit the system but it joins the orbit to repeat its demand after a random period (see FIG. 1).

Generally, the analytical treatment of retrial systems is difficult to obtain. Taking into account the flow of the repeated calls complicate the structure of the stochastic process corresponds to the retrial systems.

In order to evaluate the performances of these systems, a large number of different approximating algorithms and approaches were proposed [11,18,19].

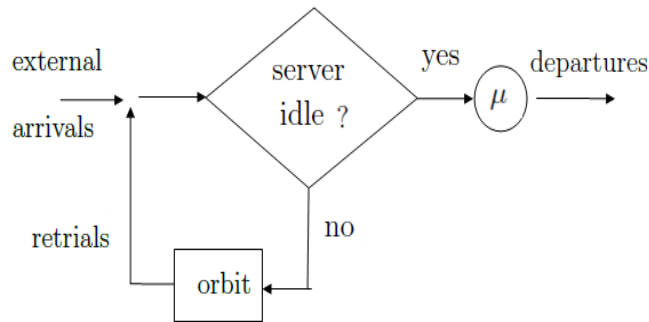


Fig. 1. Schematic diagram of retrial queue

Stochastic Petri Nets (*SPN*) are Petri nets in which each transition is associated with an exponentially distributed random variable that expresses the delay from the enabling condition to the firing of the transition. They are defined by Molloy [12] then extended by A. Marson et al [8] to a class of generalized stochastic Petri nets (*GSPN*) by allowing immediate transition. The underlying stochastic process of *SPN* or *GSPN* is a continuous time Markov chain (*CTMC*). H. Choi [6] introduced a new class called Markov regenerative stochastic Petri nets (*MRSPN*), where a timed transition can fire according to an exponential or any other general distribution function. The underlying stochastic process of *MRSPN* is the Markov regenerative process (*MRGP*). With the restriction at most one generally distributed timed transition is enabled in each marking. The process subordinated in two regeneration time points is a continuous time Markov chain.

The main advantages of an *MRSPN* are:

- Modeling and evaluating the performance of complex systems comprising concurrency, synchronization, etc
- Providing automated generation and solution to discrete time Markov chains.
- Offering a qualitative and a quantitative analysis of systems.
- Existence of software tools developed within the *MRSPN* (Time Net, SHARP, WebSPN, ...)

Most studies in the literature deal with infinite customers source retrials queues. However, in many practical situations, it is important to consider that the rate of generation of new primary calls decreases as the number of customers in the system increases. This can be done with the finite-source or quasi-random input models. The Markovian *GSPN* is used by N. Gharbi [14,4] for analyzing an retrial queue and Oliver [17] for studying an *M/M/1//N* queue with vacation. In 1993 H. Choi [6,7] carries out the transient and steady state analysis of *MRSPN* (non-Markovian *GSPN*), as example *M/G/1/2/2* is analyzed. Recently, the performance analysis of queueing systems *M/G/1//N* with different

vacation schemes is given by K.Ramanath and P.Lakshmi[10]. The structure of the transition probability matrix P of the embedded Markov chain EMC related to $M/G/1//N$ with retrial is not an $M/G/1$ -type [13]. Unfortunately, for such an EMC there is not a general solution and the matrix analytic method (MAM) can not be applied for analyzing these processes. Our goal in this work, is to exploit the features of $MRSPN$ for modeling and performance analysis of retrial queue $M/G/1$ with finite source population.

The remainder of this paper is organized as follows. In section 2, we introduce the analysis technique proposed for $MRSPN$. In section 3, we describe the $MRSPN$ associated to the system $M/G/1//N$ with retrial. In section 4 and 5 some performance measures are provided. Finally, the section 6 concludes the paper.

2 Steady State Analysis of MRSPN

Different approaches and numerical techniques have been explored in the literature for dealing with non-Markovian $GSPN$, we quote:

- The approach of approximating the general distribution by phase type expansion [1]
- The approach based on Markov regenerative theory [6]
- The approach based on supplementary variable [3]

The analysis of $MRSPN$ is based on the observation that the underlying stochastic process $\{M(t), t \geq 0\}$ enjoys the absence of memory at certain instants of time (t_0, t_1, t_2, \dots) . This instants referred as regeneration points. An embedded Markov chain (EMC) $\{Y_n, n \geq 0\}$ can be defined at the regeneration points. An analytical procedure for the derivation of expression for the steady state probability is proved in [6]. The conditionals probability necessary for the analysis of a $MRSPN$ are:

- The matrix $K(t)$ is called global kernel given by $K_{ij}(t) = P\{Y_1 = j, t_1 \leq t/Y_0 = i, i, j \in \Omega\}$. It describes the process behavior immediately after the next Markov regenerative point. (Ω is the set of state of tangible markings).
- The matrix $E(t)$ is called the local kernel given by $E_{ij}(t) = P\{M_t = j, t_1 > t/Y_0 = i\}$. It is for the behavior between two Markov regeneration points.

When the EMC is finite and irreducible its steady state probability vector v is obtained by the solution of the linear system equation: $vP = v$ and $v1 = 1$. Where the one-step transition probability matrix P of the EMC is derived from the global kernel ($P = \lim_{t \rightarrow +\infty} K(t)$). The steady state distribution $\pi =$

$$(\pi_1, \pi_2, \dots) \text{ of the } MRGP \text{ can be obtained by: } \pi = \frac{\sum_{k \in \Omega} v_k \alpha_{kj}}{\sum_{k \in \Omega} v_k \sum_{l \in \Omega} \alpha_{kl}} \text{ where } \alpha_{ij} = \int_0^\infty E_{ij}(t) dt .$$

3 M/G/1//N with Retrials

We consider a single server retrial queue with finite population of size N . A customer arrives from the source according to a poisson process with parameter " λ ". When the server is idle the customer immediately occupies the service. The service time distribution follows a general law with probability distribution function $F^g(x)$. If the server is busy, the customer joins the orbit to repeat its demand for service after an exponential time with parameter θ until it finds a free server. FIG. 2 shows the *MRSPN* model describing the *M/G/1//N* queueing system with retrial. In FIG. 2 thick black bar represents *GEN* transition, thick white bars represent *EXP* transitions, thin bars represent immediate transitions.

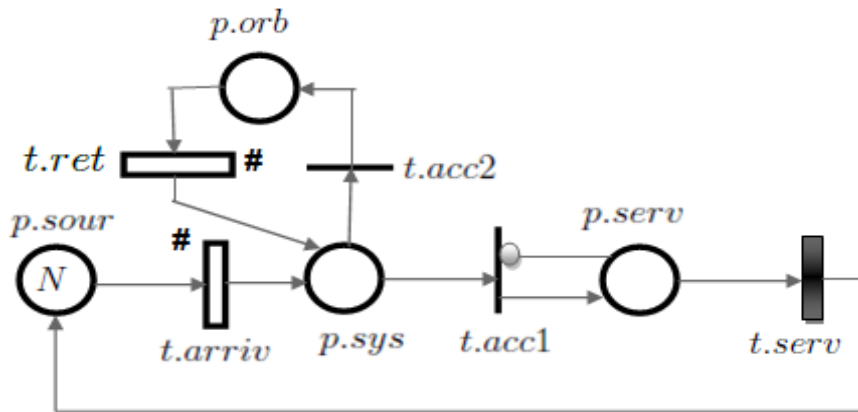


Fig. 2. MRSPN for the M/G/1//N retrial queueing system.

The initial marking of the *MRSPN* is :

$$M_1(M(p.sour), M(p.sys), M(p.serv), M(p.orb)) = M_1(N, 0, 0, 0)$$

- The firing of timed transition $t.arriv$ indicates the arrival of a customer in source thus the place $p.sys$ receives a token. The firing of $t.arriv$ is marking dependent, its firing rate is $\#(p.sour)\lambda$.
- The immediate transition $t.accl$ is enabled when the place $p.sys$ contains at least one token and $p.serv$ contains no token (the server is free). The firing of $t.accl$ consists to destroy a token in place $p.sys$ and builds a token in place $p.serv$ (this represents the fact that the customer has started its service and the server is moved from the free state to the busy state).

- The firing of the timed transition $t.serv$ consists to destroy a token in the place $p.serv$ and constructs a token in the place $p.sour$ (the costumer has completed its service). The server is moved from the busy state to the free state. The firing policies of $t.serv$ is the race with enabling memory.
- The immediate transition $t.acc2$ is enabled when the place $p.sys$ and $p.serv$ contain a token (the server is busy). The firing of the transition $t.acc2$ consists to destroy a token in $p.sys$ and constructs a token in place $p.orb$ (the customer joins the orbit). The immediate transition $t.acc1$ has higher priority than the immediate transition $t.acc2$.
- The firing of the timed transition $t.ret$ consists to remove a token from place $p.orb$ and constructs a token in place $p.sys$. The firing of $t.ret$ is marking dependent, thus its firing rate is $\#(p.orb)\lambda$.

4 Case of the M/G/1//2 retrial queueing system

In this section we consider the M/G/1//2 retrial queue. We obtain the reachability tree which describes all possible states of our MRSPN starting from the initial marking M_1 (see FIG. 3).

From this reachability tree, by marging the vanishing markings into their successor tangible markings, we have obtained the state transition diagram of the MRSPN depicted in FIG.2

In FIG.4 solid arcs indicate state transition by EXP transitions, dotted arcs indicate state transitions by GEN transitions.

The infinitesimal generator matrix of the subordinated CTMC with respect to transition $t.serv$ is given by:

$$Q = \begin{pmatrix} -2\lambda & 2\lambda & 0 & 0 \\ 0 & -\lambda & 0 & \lambda \\ 0 & \theta & -(\theta + \lambda) & \lambda \\ 0 & 0 & 0 & 0 \end{pmatrix}$$

Local kernel $E(t)$:

$$E(t) = \begin{pmatrix} e^{-2\lambda t} & 0 & 0 & 0 \\ 0 & e^{-\lambda t}[1 - F^g(t)] & 0 & (1 - e^{-\lambda t})[1 - F^g(t)] \\ 0 & 0 & e^{-(\theta + \lambda)t} & 0 \\ 0 & 0 & 1 - F^g(t) & 0 \end{pmatrix}$$

Global kernel $K(t)$:

$$K(t) = \begin{pmatrix} 0 & 1 - e^{-2\lambda t} & 0 & 0 \\ \int_0^t e^{-\lambda x} dF^g(x) & 0 & \int_0^t [1 - e^{-\lambda x}] dF^g(x) & 0 \\ 0 & \frac{\theta}{\theta + \lambda} [1 - e^{-(\theta + \lambda)t}] & 0 & \frac{\lambda}{\theta + \lambda} [1 - e^{-(\theta + \lambda)t}] \\ 0 & 0 & \int_0^t dF^g(x) & 0 \end{pmatrix}$$

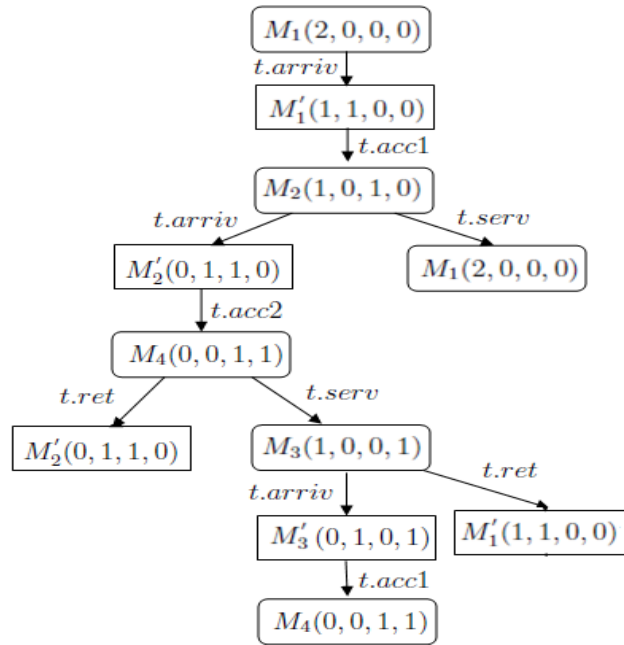


Fig. 3. Reachability tree for the MRSPN of FIG. 2 ($N = 2$).

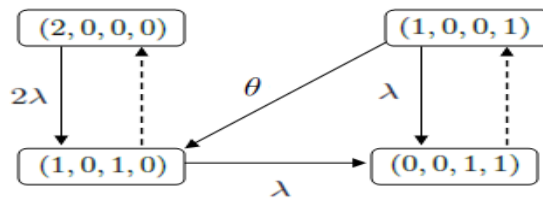


Fig. 4. Subordinated CTMC for the MRSPN of FIG.2 ($N = 2$).

Where the density function of the firing time of $t.serv$ is given by hyperexponential distribution " $H_2(\frac{1}{3}, \frac{\mu}{2}, \mu)$ ": $f^g(x) = \frac{1}{6}\mu e^{-\frac{1}{2}\mu x} + \frac{2}{3}\mu e^{-\mu x}$. The one-step

transition probability matrix P given by:

$$P = \begin{pmatrix} 0 & 1 & 0 & 0 \\ \frac{1}{3} \frac{\mu(5\lambda+3\mu)}{(2\lambda+\mu)(\lambda+\mu)} & 0 & \frac{2}{3} \frac{\lambda(3\lambda+2\mu)}{(2\lambda+\mu)(\lambda+\mu)} & 0 \\ 0 & \frac{\theta}{\theta+\lambda} & 0 & \frac{\lambda}{\theta+\lambda} \\ 0 & 0 & 1 & 0 \end{pmatrix}$$

The $MRSPN$ depicted in FIG. 2 ($N = 2$), is bounded and admits M_1 like home state so it is ergodic.

We calculate the steady state probabilities by solving: $vP = v$ and $v1 = 1$:

$$v_1 = \frac{1}{2} \frac{\theta\mu(5\lambda + 3\mu)}{6\theta\lambda^2 + 9\theta\lambda\mu + 3\theta\mu^2 + 6\lambda^3 + 4\lambda^2\mu},$$

$$v_2 = \frac{3}{2} \frac{\theta(2\lambda + \mu)(\lambda + \mu)}{6\theta\lambda^2 + 9\theta\lambda\mu + 3\theta\mu^2 + 6\lambda^3 + 4\lambda^2\mu}$$

$$v_3 = \frac{\lambda(\theta + \lambda)(3\lambda + 2\mu)}{6\theta\lambda^2 + 9\theta\lambda\mu + 3\theta\mu^2 + 6\lambda^3 + 4\lambda^2\mu},$$

$$v_4 = \frac{\lambda^2(3\lambda + 2\mu)}{6\theta\lambda^2 + 9\theta\lambda\mu + 3\theta\mu^2 + 6\lambda^3 + 4\lambda^2\mu}$$

$\alpha_{11} = \frac{1}{2\lambda}$, $\alpha_{22} = \frac{2}{3} \frac{3\lambda+2\mu}{(2\lambda+\mu)(\lambda+\mu)}$, $\alpha_{24} = \frac{2}{3} \frac{4\lambda^2+3\lambda\mu}{\mu(2\lambda+\mu)(\lambda+\mu)}$, $\alpha_{33} = \frac{1}{\alpha+\lambda}$, $\alpha_{44} = \frac{4}{3\mu}$
 The steady state probabilities: $\pi = (\pi_{(2,0,0,0)}, \pi_{(1,0,1,0)}, \pi_{(1,0,0,1)}, \pi_{(0,0,1,1)})$ are given by:

$$\pi_{(2,0,0,0)} = \frac{3\theta\mu^2(5\lambda + 3\mu)}{39\theta\mu^2\lambda + 9\theta\mu^3 + 48\theta\lambda^3 + 72\theta\lambda^2\mu + 68\lambda^3\mu + 24\lambda^2\mu^2 + 48\lambda^4}$$

$$\pi_{(1,0,1,0)} = \frac{12\theta\lambda\mu(3\lambda + 2\mu)}{39\theta\mu^2\lambda + 9\theta\mu^3 + 48\theta\lambda^3 + 72\theta\lambda^2\mu + 68\lambda^3\mu + 24\lambda^2\mu^2 + 48\lambda^4}$$

$$\pi_{(1,0,0,1)} = \frac{12\lambda^2\mu(3\lambda + 2\mu)}{39\theta\mu^2\lambda + 9\theta\mu^3 + 48\theta\lambda^3 + 72\theta\lambda^2\mu + 68\lambda^3\mu + 24\lambda^2\mu^2 + 48\lambda^4}$$

$$\pi_{(0,0,1,1)} = \frac{4\lambda^2(12\lambda^2 + 8\lambda\mu + 12\theta\lambda + 9\theta\mu)}{39\theta\mu^2\lambda + 9\theta\mu^3 + 48\theta\lambda^3 + 72\theta\lambda^2\mu + 68\lambda^3\mu + 24\lambda^2\mu^2 + 48\lambda^4}$$

Having the steady state probabilities $\pi = (\pi_{(2,0,0,0)}, \pi_{(1,0,1,0)}, \pi_{(1,0,0,1)}, \pi_{(0,0,1,1)})$ several performance characteristics of $M/G/1//N$ with retrial can be derived:

- The effective arrival rate λ_e : $\lambda_e = \lambda[1 + \pi_{(2,0,0,0)} - \pi_{(0,0,1,1)}]$
- The mean number of customers in the orbit n_{orb} : $n_{orb} = \pi_{(1,0,0,1)} + \pi_{(0,0,1,1)}$
- The mean number of customers in the system n_s : $n_s = 1 - \pi_{(2,0,0,0)} + \pi_{(0,0,1,1)}$
- The mean response time τ , from Little's law: $\tau = \frac{n_s}{\lambda_e} = \frac{1 - \pi_{(2,0,0,0)} + \pi_{(0,0,1,1)}}{\lambda[1 + \pi_{(2,0,0,0)} - \pi_{(0,0,1,1)}]}$

Table 1. Performance measures for the *MRSPN* of FIG.2 ($N = 2, \lambda = 0,8, \theta = 0,2, \mu = 1,0$).

Steady state probabilities		Performance indices	
$\pi_{(2,0,0,0)}$	0,0456482045	λ_e	0,4403095383
$\pi_{(1,0,1,0)}$	0,0918181028	n_{orb}	0,8625336928
$\pi_{(1,0,0,1)}$	0,3672724111	n_s	1,449613077
$\pi_{(0,0,1,1)}$	0,4952612817	τ	3,292259083

5 Numerical Results

In this section we present some numerical results using the Time Net [10] (Timed Net Evaluation Tool) software package which supports a class of non-markovian *GSPN*. We illustrate the effect of the parameters on the main performance characteristics. The model proposed was validated by the exact analytical results of *M/G/1//N* without retrial, see Table 2.

Table 2. Validation of results.

Performance indices	<i>M/G/1//2</i> without retrial ($\lambda = 0,5$, Service $U_{[0,5;1,0]}$)	<i>MRSPN</i> associated to <i>M/G/1//2</i> with retrial ($\lambda = 0,5$, Service $U_{[0,5;1,0]}$, $\theta \simeq \infty$)
λ_e	0,69488	0,69390
n_s	0,61022	0,61218
τ	0,87816	0,88223

From the Table 2, when the retrial rate is very large, the performance indices corresponding the *MRSPN* associated to *M/G/1//2* queue with retrial are very close to those obtained by *M/G/1//2* queue without retrial.

For $N = 25, \lambda = 0,1, \theta = 0,25$, we obtain the performance indices of our *MRSPN*. Where λ_e, θ_e : respectively represents the effective customers arrival rate and retrial rate. n_{orb}, n_s : respectively represents the average number of customers in orbit and in system. \bar{W}, \bar{T} : respectively represents the mean response time in system and mean waiting time in the orbit, which are summarized in the Table 3.

In Figure 5, 6 and 7 we give some graphical results in order to illustrate the way in which the model is affected from the variation in the retrial rate and the size of the source.

In FIG.5, we observe that the mean number of customers in the orbit decreases as the retrial rate increases.

Table 3. Some performance measures for the *MRSPN* of FIG.2 ($N = 25$, $\lambda = 0.1$, $\theta = 0.25$).

Performance indices	Service Det(0, 8)	Service $U_{[0,5;1,0]}$
λ_e	0,9865245	1,0340604
θ_e	3,5863839	3,4709629
n_{orb}	14,3455359	13,8838515
n_s	15,1347555	14,6593961
\bar{W}	15,3414897	14,1765376
\bar{T}	14,5414897	13,4265382

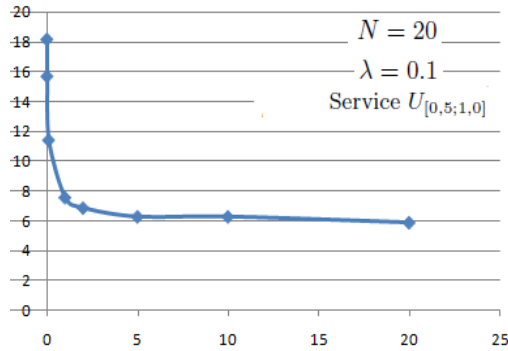


Fig. 5. Effect of retrial rate on mean number of customers in the orbit.

In FIG.6, we observe that mean response time of the system decreases as the retrial rate increases.

In FIG.7, we observe that mean response time of the system increases as the size of the source increases.

6 Conclusion

In this work a single server retrieval queue $M/G/1$ with finite source population is considered. We focused on how to exploit the features of *MRSPN* to cope with the complexity of such system. The *MRSPN* approach allowed us to compute efficiently exact performance measures. We have illustrated the functionality of this approach with the example $M/G/1//2$ with retrieval. Some performance

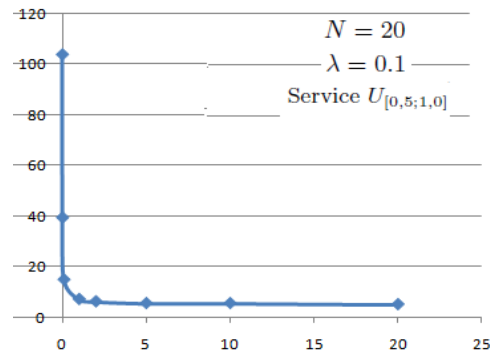


Fig. 6. Effect of retrial rate on mean response time in the system

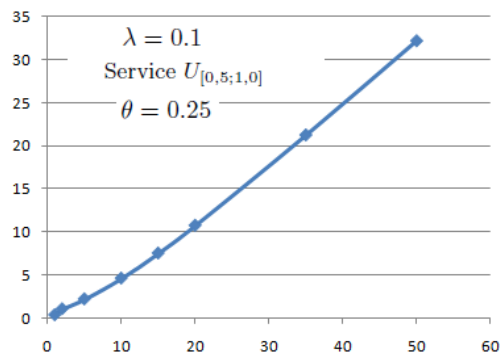


Fig. 7. Effect of size of source on mean response time in the system

measures are carried out by the help of the software package Time Net. Our future work aims at make generalization for any N (size of population) in order to propose an algorithm for computing the transition matrix and performance measures without generating the reachability graph. Also it may be interesting to provide a more detailed study by including to the same model: vacation, breakdown, etc.

References

1. A. Cumani. Esp: A package for the evaluation of stochastic Petri nets with phase-type distributed transition times. In proceedings International Workshop Timed Petri nets, pages 144-151, Torino (Italy), (1985). IEEE Computer Society Press no. 674.
2. C.Ciardo, R.German, and C.Lindeman: A characterization of the stochastic process underlying a stochastic petri nets. IEEE, Trans, 20,506-515(1994).
3. D.R. Cox: The analysis of non-markovian stochastic processes by the inclusion of supplementary variables. Proceedings of the Cambridge Philosophical Society, 51: 433-440, (1955).
4. F. Zhang and Jinting Wang: Performance analysis of the retrial queues with finite number of sources and service interruptions. Journal of the Korean Statistical Society 42 (2013) 117-131.
5. J. R. Artalejo: Accessible bibliography on retrial queues. Mathematical and computer Modelling, 30: 1-6,(1999).
6. H. Choi, V.G.Kulkarni and K. Trivedi: Markov regenerative stochastic Petri nets. Performance Evaluation, 20: 337-357, (1994).
7. H.Choi, V.G.Kulkarni and K.S.Trivedi: Markov Regenerative Stochastic Petri Nets. IEEE trans. comput., 31(9): 913-917,(1982).
8. G. Chiola, M.A. Marsan, G.Balbo, and G.Conte: Generalized stochastic Petri nets, a definition at the net level and its implications. IEEE trans. on software Eng.,19(2): 89-107,(1993).
9. G. I.Falin and J.G.C. Templeton: Retrial queues. Chapman and Hall, London, 1997.
10. K. Ramanath and P. Lakshmi: Modelling $M/G/1$ queueing systems with server vacations using stochastic Petri nets, 22(2), pp.131-154(2006).
11. L. Berjdoudj and D. Aissani: Strong stability in retrial queues. Theor. Probability and Math. Statis.,68,11-17,(2003)
12. M.K.Molloy: Performance analysis using stochastic Petri nets. IEEE trans. comput., 31(9):913-917,(1982)
13. M. Neuts: Structured Stochastic Matrices of M/G/1 Type and Their Applications, Marcel Dekker, Inc., New York and Basel, 1989.
14. N.Gharbi and M.Ioualalen: Performance analysis of retrial queueing systems using generalized stochastic petri nets. USTHB-Alger, Algérie.
15. N. Gharbi and C. Dutheillet: An algorithmic approach for analysis of finite-source retrial systems with unreliable servers. Computers and Mathematics with Applications 62 (2011) 2535-2546.
16. O.Dudina , C. Kim and S.Dudin: Retrial queueing system with Markovian arrival flow and phase-type service time distribution, Computers Industrial Engineering 66 (2013) 360-373.
17. Oliver C. and Kishor S: Stochastic Petri net analysis of finite population. J.C. Baltzer A.G. Scientific Publishing Company, USA (1990).
18. S.N. Stepanov: Numerical methods of calculation for systems with repeated calls, Nauka Moscow(1983).
19. T.Yang, M.J.M.Poser, J.G.C.Templeton and H.Li: An approximation for the M/G/1 retrial queue with general retrials times, European Journal of Operational Research, 76, 552-562,(1994).
20. TimeNET 4.0: A Software Tool for the Performability Evaluation with Stochastic and Colored Petri Nets. User Manual. Armin Zimmermann and Michael Knoke Technische Universität Berlin Real Time Systems and Robotics Group Faculty of EE and CS Technical Report 2007/13 ISSN: 1436/9915, August (2007).

Petri Nets 2014 Programme Committee

H. Alla, France
K. Barkaoui, France
M. Beccuti, Italy
L. Bernardinello, Italy
D. Buchs, Switzerland
G. Ciardo, USA **(co-chair)**
P. Chrzastowski, Poland
J.M. Colom, Spain
J. Desel, Germany
R. Devillers, Belgium
M.P. Fanti, Italy
J. M. Fernandes, Portugal
A. Polyvyanyy, Australia
W. Reisig, Germany
R. Robbana, Tunisia
S. Schwoon, France
H. Hansen, Singapore
M. Heiner, Germany
J. P Katoen, Germany
E. Kindler, Denmark **(co-chair)**
V. Khomenko, UK
H. Klaudel, France
J. Kleijn, The Netherlands
R. Lazic, UK
N. Lohmann, Germany
I. Lomazova, Russia
A. Miner, USA
M. Mukund, India
C. Seatzu, Italy
A. Valmari, Finland
M. Westergaard, The Netherlands

ACSD 2014 Programme Committee

Jiri Barnat, Czech Republic
Twan Basten, The Netherlands
Abdelfettah Belghith, Tunisia
Luca Bernardinello, Italy **(co-chair)**
Behzad Bordbar, UK
Hanifa Boucheneb, Canada
Jens Brandt, Germany
Benoît Caillaud, France
Javier Campos, Spain
Josep Carmona, Spain
Franck Cassez, Australia
Thomas Chatain, France
Robert Clarisó, Spain
Jordi Cortadella, Spain
Silvia Crafa, Italy
Rocco De Nicola, Italy
Jörg Desel, Germany
Henri Hansen, Finland
Keijo Heljanko, Finland
Holger Hermanns, Germany
Masashi Imai, Japan
Petr Jancar, Czech Republic
Ryszard Janicki, Canada
Mark Josephs, UK
Gabriel Juhas, Slovakia
Barbara König, Germany
Fabrice Kordon, France
Luciano Lavagno, Italy
Mihai Lazarescu, Italy
Johan Lilius, Finland
Robert Lorenz, Germany
Gerald Luetzgen, Germany
Agnes Madalinski, Chile
Roland Meyer, Germany
Lukasz Mikulski, Poland
Andrey Mokhov, UK **(co-chair)**
Mohammad Reza Mousavi, NL
Sebastian Nanz, Switzerland
Dejan Nickovic, Austria
Wojciech Penczek, Poland
Marta Pietkiewicz-Koutny, UK
Dumitru Potop Butucaru, France
S Ramesh, India
Partha Roop, New Zeland
Sandeep Shukla, USA
Antti Valmari, Finland
Walter Vogler, Germany
Karsten Wolf, Germany
Alex Yakovlev, UK
Shaofa Yang, China
Tomohiro Yoneda, Japan

Performance Analysis of M/G/1 Retrial Queue with Finite Source Population Using Markov Regenerative Stochastic Petri Nets

Lyes Ikhlef¹, Ouiza Lekadir² and Djamil Aïssani³

Research Unit LaMOS (Laboratories of Modelization and Optimization of Systems)
Bejaia University.

¹ikhlefilyes@gmail.com

²ouizalekadir@gmail.com

³lamos_bejaia@hotmail.com

Abstract. This paper aims to present an approach for modeling and analyzing an $M/G/1/2$ retrial queue, using the *MRSPN* (Markov Regenerative Stochastic Petri Nets) tool. The consideration of the retrials and finite source population introduce analytical difficulties. The expressive power of the *MRSPN* formalism provides us with a detailed modeling of retrial systems. In addition to this modeling, this formalism gives us a qualitative and a quantitative analysis which allow us to obtain the steady state performance indices. Indeed, some illustrative numerical results will be given by using the software package Time Net.

Keywords: Markov Regenerative Process, Markov Regenerative Stochastic Petri Nets, Retrial Systems, Steady State, Modeling, Performance Evaluation.

